

Smart Source Immediate Report

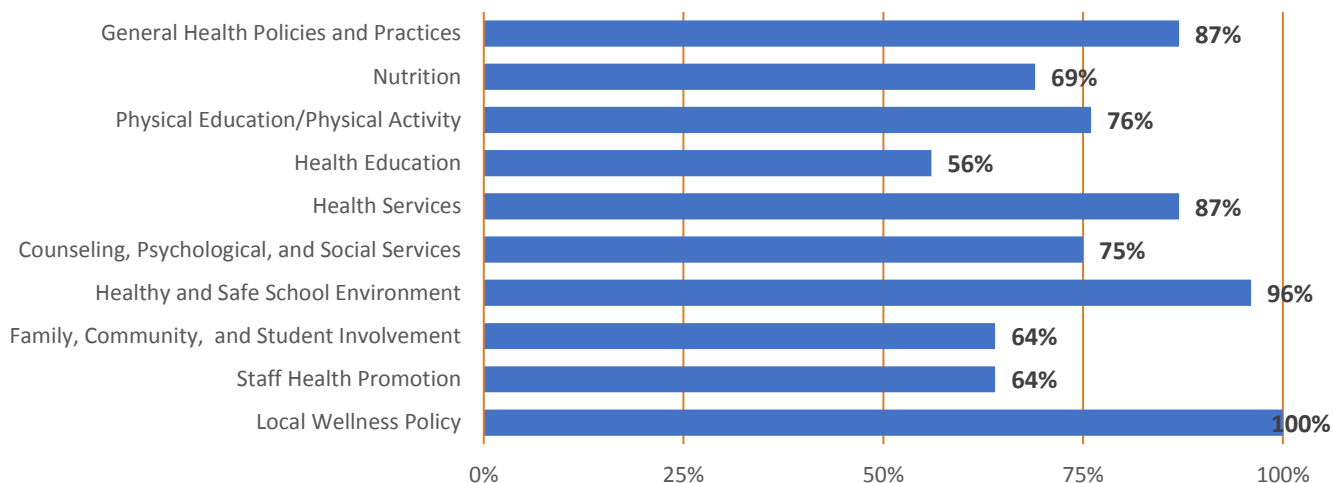
Longfellow Elementary School

Date Submitted: 10/25/17



Thank you for completing the Smart Source inventory. By assessing your school health efforts, you are on your way toward building and sustaining a healthy school environment for your students and staff.

Summary of results: Percentage of your school's responses that align with best practice



Where did this report come from?

This report shows your school's responses to the Smart Source inventory and was submitted into our online system by Missy Tanner. It is recommended that site coordinators consult with a variety of staff to inform responses and, if possible, for staff to complete the inventory as a team. It is okay if there is disagreement about your school's responses, as your school is not being graded or scored and the goal of Smart Source is to guide improvements.

How do I interpret this report?

The "Summary of results" figure above shows the percentage of your school's responses within each component area that align with best practice as identified by content experts. Items for which there is no school response, a response of 'N/A', or no defined best practice are excluded from percentage calculations. Please note that it is not always possible for schools to implement all designated best practices as there are often exceptions given the unique context of many of our Colorado schools. Throughout this report, your school's response for each item is compared to best practice by using the following conventions:

- If your school aligns with best practice, you will see an '✓'.
- If your school does not align with best practice, you will see a '✗'.
- If there is not a clearly defined best practice or if the best practice is more nuanced than the response options, you will see an 'N/A' accompanied by a footnote located at the end of each section.
- If there is no school response, or if 'N/A' is selected, you will see a dash.

What do I do with this information?

This report is intended to provide you with immediate information so you can prioritize improvements in your school health efforts. To do this well, we recommend 1) convening your school health team (or staff who focus on health and wellness efforts) to look at this report, 2) identify 5-10 areas of improvement for your school, 3) assess your current resources and readiness to address those improvements, 4) determine the action steps needed to work toward your areas of improvement, and 5) get to work! Each school has different populations, priorities, administration, etc. so work on whatever is right for your school given your unique context. Keep in mind that higher impact improvements require buy-in from all stakeholders who will be impacted (i.e., students, staff, families, communities) and tend to center on the following cross cutting themes: systems and culture; professional development; assessment and data policy; and quality assurance.

General Health Policies and Practices



87%

Percentage of responses that align with best practice

Item	Your School's Response	Did You Report Best Practice?
Wellness team and membership		
Has a wellness team	Yes	✓
School administrators	Yes	✓
Students	No	✗
Parents/guardians	Yes	✓
Community leaders	Yes	✓
Wellness team activities		
Number of times wellness team meets per school year	3-4 times	✓ ¹
Identified student health needs based on a review of relevant data	Yes	✓
Recommended new or revised health and safety policies and activities to school administrators or the school improvement team	Yes	✓
Sought funding or leveraged resources to support health and safety priorities for students and staff	Yes	✓
Communicated the importance of health and safety policies and activities to district administrators, school administrators, parent-teacher groups, or community members	Yes	✓
Reviewed health-related curricula or instructional materials	Yes	✓
Assessed the availability of physical activity opportunities for students	Yes	✓
Developed a written plan for implementing a Comprehensive Physical Activity Program	No	✗
Practices and policies to address health and wellness		
Has a staff person leading health efforts	Yes	✓
Has adopted a wellness policy	Yes	✓
Has process for identifying students who are at risk of being chronically absent	Yes	✓
Has process for following up on chronic absenteeism	Yes	✓
Incorporates health and wellness in UIP	Yes	✓

Administration of climate surveys

Student climate assessment	Yes	✓
Teacher climate assessment	Yes	✓
Other staff climate assessment	Yes	✓
Parents/guardians climate assessment	Yes	✓

Administration of student-level health assessments

District-created assessment	No	✗
Other student health assessments	No	N/A ²

¹ It is best practice for wellness teams to meet as regularly as possible and at least once per school year.

² An assignment of best practice cannot be provided since the specific practice for which your school selected "Other" is only known by your school.

Nutrition



69%

Percentage of responses that align with best practice

Item	Your School's Response	Did You Report Best Practice?
Meal provision		
Provides breakfast	Yes	✓
Provides lunch	Yes	✓
Total breakfast minutes	25	N/A ³
"Seated time" breakfast minutes	20	✓ ³
Has strategies to increase universal access to breakfast	No	✗
Total lunch minutes	25	N/A ⁴
"Seated time" lunch minutes	15	✗ ⁴
Locations where water is accessible		
Permits students to have water bottle	Yes, in certain locations	✓
Cafeteria during breakfast	Yes	✓
Cafeteria during lunch	Yes	✓
Gymnasium or other indoor physical activity facilities	Yes	✓
Outdoor physical activity facilities and sports fields	No	✗
Hallways throughout the school	Yes	✓
Fruit and vegetable offerings at celebrations		
Offers fruit or non-fried vegetables for celebrations	Food or beverages are not offered at school celebrations	✓ ⁵
Locations where food and beverage advertisement is prohibited		
In school buildings	Yes	✓
On school grounds or other areas of the campus	Yes	✓
On school buses or other vehicles to transport students	Yes	✓

In school publications	Yes	✓
In curricula or other educational materials	Yes	✓
Food-related policies		
Prohibits the use of food as a reward	Yes	✓
Prohibits the advertising of unhealthy foods and beverages on school grounds	Yes	✓
Requires predominantly healthy foods and beverages for celebrations	Yes	✓
Requires non-food or healthy food school-sponsored fundraisers	Yes	✓
Allows student purchasing of snack food or beverages	No	✗
Food and beverages available for student purchase before school		
Vending machines	-	_ 6
School store, canteen, or snack bar	-	_ 6
Food and beverages available for student purchase during lunch		
Vending machines	-	_ 6
School store, canteen, or snack bar	-	_ 6
Food and beverages available for student purchase during the school day		
Vending machines	-	_ 6
School store, canteen, or snack bar	-	_ 6
Food and beverages available for student purchase after school		
Vending machines	-	_ 6
School store, canteen, or snack bar	-	_ 6
Food items available for student purchase		
Chocolate candy	-	-
Other kinds of candy	-	-
Salty snacks that are not low in fat	-	-
Low sodium pretzels, crackers, or chips	-	-
Cookies, crackers, cakes, pastries, or other baked goods that are not low in fat	-	-
Ice cream or frozen yogurt that is not low in fat	-	-
2% or whole milk (plain or flavored)	-	-

Nonfat or 1% (low-fat) milk (plain)	-	-
Water ices or frozen slushes that do not contain juice	-	-
Soda pop or fruit drinks that are not 100% juice	-	-
Sports drinks	-	-
Energy drinks	-	-
Bottled water	-	-
100% fruit or vegetable juice	-	-
Foods or beverages containing caffeine	-	-
Fruits	-	-
Non-fried vegetables	-	-

Activities to promote healthy eating

Priced nutritious foods and beverages at a lower cost while increasing the price of less nutritious foods and beverages	No	✗
Collected suggestions from students, families, and school staff on nutritious food preferences and strategies to promote healthy eating	No	✗
Provided information to students or families on the nutrition and caloric content of foods available	No	✗
Conducted taste tests to determine food preferences for nutritious items	No	✗
Provided opportunities for students to visit the cafeteria to learn about food safety, food preparation, or other nutrition-related topics	No	✗
Served locally or regionally grown foods in the cafeteria or classrooms	Yes	✓
Planted a school food or vegetable garden	Yes	✓
Placed fruits and vegetables near the cafeteria cashier, where they are easy to access	Yes	✓
Used attractive displays for fruits and vegetables in the cafeteria	Yes	✓
Offered a self-serve salad bar to students	No	✗
Labeled healthful foods with appealing names (e.g., crunchy carrots)	No	✗
Encouraged students to drink plain water	Yes	✓
Prohibited school staff from giving students food or food coupons as a reward for good behavior or good academic performance	Yes	✓
Prohibited less nutritious foods and beverages (e.g., candy, baked goods) from being sold for fundraising purposes	Yes	✓

³ It is best practice to allow students at least 15 minutes of seated breakfast time.

⁴ It is best practice to allow students at least 20 minutes of seated lunch time.

⁵ It is recommended that at school celebrations food either (1) not be provided; or (2) include healthy options such as fruit and non-fried vegetables.

⁶ According to the Colorado Competitive Food Service Policy (2202-R-201.00), foods and beverages that compete with the district's food service program cannot be sold to students 30 minutes before to 30 minutes after each scheduled meal service (some exemptions apply). Schools that primarily offer and/or sell healthy snacks to students that comply with the federal Smart Snacks nutrition standards are helping to promote the health of their students.

Physical Education/Physical Activity



76%

Percentage of responses that align with best practice

Item	Your School's Response	Did You Report Best Practice?
Grades with required Physical Education course		
Kindergarten	Yes	✓
1st grade	Yes	✓
2nd grade	Yes	✓
3rd grade	Yes	✓
4th grade	Yes	✓
5th grade	-	-
6th grade	-	-
Average P.E. minutes		
Number of P.E. minutes offered per week per elementary student	50	✗ ⁷
Number of P.E. sessions per week per elementary student	1	N/A ⁸
Number of minutes per session of elementary-level physical education	50	✓ ⁹
Practices for quality P.E.		
Percentage of P.E. time with moderate to vigorous physical activity	75%	✓ ¹⁰
Appropriately modified activities to promote the participation of all students	Yes	✓
Instructional strategies that support the needs of the diversity of the student population	Yes	✓
Student/teacher ratio that is comparable with other classes at all grade levels	Yes	✓
Curriculum aligned to the Colorado Academic Standards, specifically the Comprehensive Physical Education Standards	Yes	✓
Unit and lesson plans to guide instruction	Yes	✓
Objectives that are observable and measurable	Yes	✓
Summative/performative assessments	Yes	✓
Formative assessments	Yes	✓

Number of P.E. full-time equivalents (FTEs)	1	N/A ¹¹
---	---	-------------------

Requirements of P.E. teachers

Undergraduate training in P.E.	Yes	✓
Graduate training in P.E.	Yes	✓
Licensure with an endorsement in P.E.	Yes	✓
Ongoing professional development related to physical education (at least annually)	Yes	✓

Physical activity opportunities

Before-school activities	Yes	✓
Classroom physical activity breaks	Yes	✓
Proportion of teachers incorporating physical activity breaks in their classrooms	All teachers	✓ ¹²
Intramural sports or physical activity clubs	Yes	✓

Physical activity as punishment

Physical activity used as punishment	Never	✓ ¹³
Has policy prohibiting use of physical activity as punishment	Yes	✓

Average recess minutes in elementary grades

Kindergarten	45	✓ ¹⁴
1st grade	45	✓ ¹⁴
2nd grade	45	✓ ¹⁴
3rd grade	45	✓ ¹⁴
4th grade	45	✓ ¹⁴
5th grade	-	<u>14</u>
6th grade	-	<u>14</u>

Recess provided before lunch

Kindergarten	No	✗ ¹⁵
1st grade	No	✗ ¹⁵
2nd grade	No	✗ ¹⁵
3rd grade	No	✗ ¹⁵
4th grade	No	✗ ¹⁵

5th grade	-	_ 15
6th grade	-	_ 15

Recess practices and policies

Frequency that outdoor recess is replaced with comparable indoor physical activity during inclement weather	Rarely	✗ ¹⁶
Policy requiring recess be replaced with comparable indoor physical activity in the case of inclement weather	No	✗
Recess taken away as punishment for misbehavior	Sometimes	✗ ¹⁷
Recess taken away as make up for lost instructional time or testing	Sometimes	✗ ¹⁸
Has policy prohibiting taking away recess as punishment for misbehavior	Yes	✓
Has policy prohibiting taking away recess to make up for lost instructional time or testing	Yes	✓

⁷ It is recommended that elementary students receive at least 150 P.E. minutes per week.

⁸ There is no established best practice for the number of P.E. sessions per week. See footnote on P.E. minutes per session for elementary students.

⁹ It is recommended that elementary-level P.E. sessions be at least 30 minutes.

¹⁰ It is recommended that at least 50% of each P.E. session consist of MVPA.

¹¹ It is recommended that the number of P.E. FTE(s) is consistent with student to teacher ratios in other academic courses.

¹² It is recommended that all teachers incorporate physical activity breaks.

¹³ It is recommended that physical activity never be used as punishment.

¹⁴ It is recommended that elementary students receive at least 30 minutes of recess per day.

¹⁵ It is recommended that all students have recess before lunch.

¹⁶ It is recommended that during inclement weather, recess always be replaced with comparable physical activity.

¹⁷ It is recommended that recess never be taken away as punishment.

¹⁸ It is recommended that recess never be taken away as make-up for lost time or testing.

Health Education



56%

Percentage of responses that align with best practice

Item	Your School's Response	Did You Report Best Practice?
Grades with an offered Health Education course		
Kindergarten	No	✗
1st grade	No	✗
2nd grade	No	✗
3rd grade	No	✗
4th grade	No	✗
5th grade	-	-
6th grade	-	-
Average health education minutes		
Number of health education minutes offered per week per elementary student	-	_19
Number of health education sessions per week per elementary student	-	_20
Number of minutes per session of elementary-level health education	-	_21
Staff teaching health education		
Health education teacher	No	✗
Physical education teacher	Yes	✓
Science teacher	No	✗
Non-science classroom teacher	No	✗
School counselor	Yes	✓
School nurse	Yes	✓
Other	No	N/A ²²
Training for staff teaching health education		
Health education teacher	-	-
Physical education teacher	Yes	✓

Science teacher	-	-
Non-science classroom teacher	-	-
School counselor	Yes	✓
School nurse	Yes	✓
Other	-	23

Requirements of health education teachers

Undergraduate training in health education	-	-
Graduate training in health education	-	-
Certification or licensure in health education	-	-

Practices for quality health education

Instruction/curriculum aligned to the Comprehensive Health Education Standards	No	✗
Unit and lesson plans to guide instruction	Yes	✓
Objectives that are observable and measurable	Yes	✓
Units and lessons that provide opportunities for practicing health-related skills	Yes	✓
Summative/performative assessments	No	✗
Formative assessments	No	✗
Health education courses and lessons prioritize instruction on health skills	Yes	✓

Topics included in health education

Healthy eating	Yes	✓
Physical activity	Yes	✓
Personal hygiene	Yes	✓
Oral health	Yes	✓
Mental and emotional wellness	Yes	✓
Alcohol, tobacco, and other drug use prevention	Yes	✓
Unintentional injury prevention	No	✗
Violence prevention	Yes	✓
Suicide prevention	No	✗
Human sexuality/sexual health education	No	✗

Stress management	Yes	✓
Other	No	N/A ²⁴
LGBTQ inclusivity		
Health education program includes instruction that is LGBTQ-inclusive	No	✗
Topics included in sexual health education		
Abstinence	-	-
Contraception	-	-
HIV/STI awareness	-	-
Adolescent pregnancy	-	-
Safe relationships	-	-
Internet/social media literacy	-	-
Health education integration		
Integrates health content and skills into other courses/subjects	Yes, some courses/subject areas have integrated health content and skills	✓ ²⁵

¹⁹ It is recommended that students in pre-K through grade 2 receive at least 60 minutes of health education per week and students in grades 3 through 12 receive at least 120 minutes per week.

²⁰ There is no established best practice for the number of health education sessions per week. See footnote on health education minutes per session for elementary students.

²¹ It is recommended that elementary-level health education sessions be at least 30 minutes.

²² An assignment of best practice cannot be provided since the specific practice for which your school selected "Other" is only known by your school.

²³ An assignment of best practice cannot be provided since the specific practice for which your school selected "Other" is only known by your school.

²⁴ An assignment of best practice cannot be provided since the specific practice for which your school selected "Other" is only known by your school.

²⁵ It is recommended that health content and skills be integrated into all courses/subject areas.

Health Services



87%

Percentage of responses that align with best practice

Item	Your School's Response	Did You Report Best Practice?
Access to school nurse		
Hours per week school nurse/school nurse consultant is present	31-40 hours/week	✓ ²⁶
Staff providing health services		
School nurse/school nurse consultant	Yes	✓
Health clerk, health aide, health paraprofessional	No	✗
Administrator	No	✓
Secretary/administrative assistant	Yes	✗
Other	No	N/A ²⁷
Oversight and training of designated staff by school nurse		
Health clerk, health aide, health paraprofessional	-	-
Administrator	-	-
Secretary/administrative assistant	Yes	✓
Other	-	- ²⁸
Monthly health room visits		
Number of health office visits per month per student	0.01	N/A ²⁹
Number of visits per month	5	N/A ²⁹
Components of health services records		
Health conditions (e.g., asthma, life-threatening allergies, diabetes type 1 or 2, seizures)	Yes	✓
Immunization status (including the number of students with signed personal, religious, or medical exemptions)	Yes	✓
Health insurance	Yes	✓
Medication needs	Yes	✓
A BMI at or above the 85th percentile	No	✗

Electronic documentation of health service record components

Health conditions (e.g., asthma, life-threatening allergies, diabetes type 1 or 2, seizures)	Yes	✓
Immunization status (including the number of students with signed personal, religious, or medical exemptions)	Yes	✓
Health insurance	Yes	✓
Medication needs	Yes	✓
A BMI at or above the 85th percentile	-	-

Annual screening and referrals

Hearing	Yes, in certain grades and for new students	✓ ³⁰
Vision	Yes, in certain grades and for new students	✓ ³⁰
Oral health	Yes, in certain grades and for new students	✓ ³¹

Follow up procedure for referrals

Hearing problems	Yes	✓
Vision problems	Yes	✓
Oral health problems	Yes	✓

Practices for quality health services

Seeks outside funding to support health services	Yes	✓
Regularly evaluates students with a physical and/or mental impairment for disability under Section 504	Yes	✓

²⁶ It is recommended that the number of school nurse FTE(s) match a provider to student ratio of 1:750. For the purposes of this report, any access to a school nurse is considered best practice.

²⁷ An assignment of best practice cannot be provided since the specific practice for which your school selected "Other" is only known by your school.

²⁸ An assignment of best practice cannot be provided since the specific practice for which your school selected "Other" is only known by your school.

²⁹ There is no established best practice as the number of office visits is dependent on student need at each school.

³⁰ It is recommended that at a minimum, hearing and vision screenings occur in state-mandated grades (i.e., kindergarten, first, second, third, fifth, seventh, and ninth). In addition, best practice suggests all new students be screened.

³¹ Oral screenings should occur regularly and capture all students, including new students.

Counseling, Psychological, and Social Services









75%

Percentage of responses that align with best practice

Item	Your School's Response	Did You Report Best Practice?
Access to mental health professionals		
Hours per week school counselor is present	31-40 hours/week	✓ ³²
Hours per week school psychologist is present	11-20 hours/week	✓ ³³
Hours per week school social worker is present	1-10 hours/week	✓ ³⁴
Training for staff to identify and support students with social, emotional, and behavioral health needs		
Teachers	Yes, most if not all receive training	✓ ³⁵
Administrators	Yes, most if not all receive training	✓ ³⁵
Coaches	Yes, some receive training	✗ ³⁵
Health aides, health paraprofessionals	Yes, some receive training	✗ ³⁵
Other	Yes, some receive training	✗ ³⁵
Mindfulness in the classroom		
Proportion of teachers who practice mindfulness in their classrooms.	All teachers	✓ ³⁶
Supports for all students (Tier 1)		
Conducts universal screening	No	✗
Provides opportunities to develop social emotional wellness	Yes	✓
Provides school-wide supports for pro-social behavior	Yes	✓
Supports for some students (Tier 2)		
Uses system (e.g., Check & Connect, Check-In/Check-Out) to monitor weekly the progress of select students toward identified goals	Yes	✓
Has class(es) for identified students in need of social, emotional, and behavioral health supports (e.g., Advancement Via Individual Determination (AVID), Healthy Environment And Response To Trauma in School (HEARTS))	Yes	✓

Supports for few students (Tier 3)

Staff have received training on how to respond to an individual student in crisis (i.e., threatening harm to self or others)	Yes, some receive training	 ³⁷
Has re-entry plan for students after a prolonged absence that includes social and emotional support for re-integration into school	Yes	
Individual counseling (in-school)	Yes	
Group counseling (in-school)	Yes	
Referrals to services (outside of school)	Yes	
Has referral protocol that involves and in-person meeting where a school staff member directly introduces the student to the external behavioral health provider (e.g., "warm hand-off")	Yes	

³² It is recommended that the number of school counselor FTE(s) match a provider to student ratio of 1:250. For the purposes of this report, any access to a school counselor is considered best practice.

³³ It is recommended that the number of school psychologist FTE(s) match a provider to student ratio of 1:500. For the purposes of this report, any access to a school psychologist is considered best practice.

³⁴ It is recommended that the number of school social worker FTE(s) match a provider to student ratio of 1:250. For the purposes of this report, any access to a school social worker is considered best practice.

³⁵ It is recommended that all staff members receive appropriate training.

³⁶ It is recommended that all teachers practice mindfulness in the classroom.

³⁷ It is recommended that all staff members receive appropriate training.

Healthy and Safe School Environment



96%

Percentage of responses that align with best practice

Item	Your School's Response	Did You Report Best Practice?
Components of school crisis plan		
Has a formal crisis preparedness, response, and recovery plan in place	Yes	✓
Evacuation plans	Yes	✓
Procedures to stop people from leaving or entering school buildings	Yes	✓
Requirements to conduct regular emergency drills, other than fire drills	Yes	✓
Family reunification procedures	Yes	✓
Accommodations for students and staff with special needs	Yes	✓
Provision of mental health services for students, faculty, and staff after a crisis has occurred	Yes	✓
Mechanisms for communicating with school personnel	Yes	✓
Requirements for periodic review and revision of the crisis preparedness, response, and recovery plan	Yes	✓
Procedures to coordinate with first responders	Yes	✓
Staff have received training in implementing the crisis preparedness, response, and recovery plan	Yes, most if not all receive training	✓ ³⁸
Has process to determine the credibility and seriousness of a threat	Yes	✓
Practices for positive school climate		
Communicates expectations for learning and behavior to students	Yes	✓
Communicates expectations for student learning and behavior to parents/guardians	Yes	✓
Holds school-wide activities that give students opportunities to share in diverse cultures and experiences	Yes	✓
Incorporates materials and activities that reflect the diversity of your student body	Yes	✓
Has student-led club that creates a safe and welcoming school environment and includes gender and sexually diverse students and staff	Yes	✓

Policies to prevent bullying

Has written policy prohibiting harassment and bullying (including cyber bullying)	Yes, our school has a written policy, and it includes cyber bullying	✓ ³⁹
Has written policy that delineates protections for specific groups	Yes	✓

Practices to prevent bullying

Conducts trainings for school staff about how to respond to harassment and bullying	Yes	✓
Provides information to parents/guardians about harassment and bullying	Yes	✓
Provides information to students about the consequences of harassment and bullying	Yes	✓
Implements strategies or programming to prevent harassment and bullying	Yes	✓
Provides anonymous methods for students to report harassment and bullying	Yes	✓
Institutes corrective measures for students engaged in bullying	Yes	✓

Practices to support LGBTQ students

Identifies "safe spaces" where LGBTQ youth can receive support from administrators, teachers, or other school staff	Yes	✓
Prohibits harassment based on a student's perceived or actual sexual orientation or gender identity	Yes	✓
Encourages staff to attend professional development on safe and supportive school environments for all students, regardless of sexual orientation or gender identity	No	✗
Facilitates access to providers not on school property who have experience in providing health services to LGBTQ youth	Yes	✓
Facilitates access to providers not on school property who have experience in providing social and psychological services to LGBTQ youth	Yes	✓

Indoor features for safe environment

Slip-resistant flooring surfaces	Yes	✓
Sturdy guardrails on stairways or ramps	Yes	✓
Clearly labeled poisons and chemical hazards that are stored in locked cabinets	Yes	✓
First aid equipment and notices describing safety procedures available	Yes	✓
Sufficient lighting in all indoor areas of the school	Yes	✓
Supervised or sealed-off secluded areas	Yes	✓
Operational smoke alarms, sprinklers, and fire extinguishers	Yes	✓

Methods to keep weapons out of the school environment	No	✗
An air quality management program	Yes	✓
Outdoor features for safe environment		
Sidewalks leading to/from the school that are safe to use	Yes	✓
Trails or paths leading to/from the school that are safe to use	Yes	✓
Bike lanes leading to/from the school that are safe to use	Yes	✓
Sufficient bike racks or a secure place for students to keep their bikes, skate boards, scooters, or roller blades	Yes	✓
Facilities (e.g., playground, tennis courts, track, fields, basketball courts) that are safe to use (e.g., not damaged, clear of glass, debris, and holes)	Yes	✓
Shade structures such as trees or canopies	Yes	✓
Sufficient lighting in all outdoor areas of the school	Yes	✓
Safe routes to school		
Has programming or partnerships for safe biking and walking routes to school	Yes	✓
Periodic inspections		
Pests	Yes	✓
Condensation in and around school facilities	Yes	✓
Cracks or leaks in the building foundation, walls, and roof	Yes	✓
Mold	Yes	✓
Plumbing system	Yes	✓
Heating, ventilation, and air conditioning system	Yes	✓

³⁸ It is recommended that all staff members receive appropriate training.

³⁹ It is recommended that schools have a written policy prohibiting harassment and bullying, including cyberbullying.

Family, Community, and Student Involvement



64%

Percentage of responses that align with best practice

Item	Your School's Response	Did You Report Best Practice?
Community access to school facilities		
Indoor facilities	Yes, they have access to all facilities	✓
Outdoor facilities	Yes, they have access to all facilities	✓
Has a joint use agreement for school or community physical activity or sports facilities	No	✗
Community involvement in school health events		
Invites community members to activities or events related to health and safety	Yes	✓
Asks community members to plan and conduct health and safety-related events/activities	Yes	✓
School health collaboration		
Local health department	Yes	✓
Parks and recreation department	Yes	✓
Hospital	No	✗
Health clinic	No	✗
Doctor's office	No	✗
Mental health center	Yes	✓
Social services agency	Yes	✓
Service club (e.g., Rotary Club)	Yes	✓
Nonprofit (e.g., YMCA)	Yes	✓
Faith-based group	No	✗
College or university	No	✗
Businesses	Yes	✓
Local family/youth leadership councils	Yes	✓

School communication methods to families about school health

Written materials	Yes	✓
Meetings held at the school	Yes	✓
Meetings held in the community	Yes	✓
Phone or text notifications	Yes	✓
Website	Yes	✓
Social media	Yes	✓
Develops culturally relevant communications for students, families, and the community	Yes	✓

Family engagement strategies

Gathers feedback and input from families on school health and wellness activities	Yes	✓
Meets with a parent organization to discuss school health needs and strategies	Yes	✓
Provides families with information on school health policies, strategies, and services	Yes	✓
Hosts school health activities for families	No	✗

Level of student engagement in school health components

Student health services	Input from students is not solicited	✗ ⁴⁰
Health (including sexual health) education	Input from students is not solicited	✗ ⁴⁰
Physical education	Input from students is not solicited	✗ ⁴⁰
Counseling, psychological, and social services	Input from students is not solicited	✗ ⁴⁰
Food served in school	Input from students is not solicited	✗ ⁴⁰
The school's physical environment	Input from students is not solicited	✗ ⁴⁰
School culture and climate	Suggestions are collected from students	✓ ⁴⁰
Other	Input from students is not solicited	N/A ⁴¹

⁴⁰ It is recommended that students help co-create programs/policies or, at a minimum, student suggestions are collected.

⁴¹ An assignment of best practice cannot be provided since the specific practice for which your school selected "Other" is only known by your school.

Staff Health Promotion



64%

Percentage of responses that align with best practice

Item	Your School's Response	Did You Report Best Practice?
Practices to promote staff wellness		
Conducts a school employee wellness needs assessment or interest survey	Yes	✓
Develops a written school employee wellness action plan	Yes	✓
Has school employee wellness leader or committee	Yes	✓
Obtains administrator support for school employee wellness	Yes	✓
Staff wellness activities		
Health screenings	Yes	✓
Annual flu shots at the school or district office	Yes	✓
Stress management activities	Yes	✓
Tobacco cessation efforts	No	✗
Healthy food-related activities	No	✗
Physical activity	Yes	✓
First Aid/CPR training	Yes	✓
Conflict resolution education	No	✗
Counseling for emotional disorders	No	✗
Crisis intervention for personal problems	No	✗
Other	No	N/A ⁴²

⁴² An assignment of best practice cannot be provided since the specific practice for which your school selected "Other" is only known by your school.

Local Wellness Policy

Percentage of responses that align with best practice

100%

Item	Your School's Response	Did You Report Best Practice?
Implementation of local wellness policy elements		
Nutrition education	Implementing some related activities	✓ 43
Nutrition promotion	Implementing some related activities	✓ 43
Food and beverage marketing guidelines on school grounds	Implementing all related activities	✓ 43
Nutrition guidelines for all foods and beverages available but not sold on school grounds (i.e., classroom celebrations, rewards, etc.)	Implementing all related activities	✓ 43
Nutrition standards for all foods sold on school grounds (i.e., a la carte, school stores, vending machines, etc.)	Implementing all related activities	✓ 43
Physical activity	Implementing all related activities	✓ 43
Other school-based activities (as defined by your policy)	Implementing some related activities	✓ 43

⁴³ Federal law requires that schools assess the implementation of their district or charter school's local wellness policy at least once every three years. Although a school's response of 'No Action Taken' will receive an 'X' in this report, schools that have completed this section of the assessment have met the requirement to assess their implementation of the local wellness policy. Given that the rule was enacted in June 2017, a response of 'No Action Taken' is acceptable and will not reflect negatively on your school, district, or charter school. All other responses in this section will receive a '✓' as any progress made towards implementing the goals of the local wellness policy is considered best practice in this report.